

2024 SUMMIT® X® WITH EXPERT PACKAGE

The ultimate deep-snow sled with features sharpened for technical terrain riding.



SUMMIT X WITH EXPERT PACKAGE
154 850 E-TEC TURBO R SHOWN



SUMMIT X WITH EXPERT PACKAGE
175 850 E-TEC TURBO R SHOWN

// WHAT'S NEW

- 10.25 in. color touchscreen display with BRP Connect available

// PACKAGE HIGHLIGHTS

- Rotax® 850 E-TEC® Turbo R and 850 E-TEC engines available
- REV® Gen5 platform
- Premium LED headlights
- tMotion™ XT rear suspension with rigid rear arm
- PowderMax® X-Light 3 in. with full-width rods
- Premium shock package with stiffer calibration
- Short tunnel with lightweight snowflap
- E-TEC SHOT™ starter standard
- Full-length extruded profile running boards with large openings
- Flexible handguards
- Short riser block (120 mm/4.7 in.)
- Sea-level calibration available on select configurations
- Narrower running boards and bodywork
- Ultra compact and lightweight deep-snow seat
- Adjustable limiter strap
- Belt-monitoring system
- Adjustable brake lever
- Pilot™ DS 4 skis
- RAS™ 3 front suspension

ROTAX ENGINE	850 E-TEC TURBO R	850 E-TEC
Engine details	Liquid-cooled, two-stroke, turbocharged, eRAVE™	Liquid-cooled, two-stroke, eRAVE
Horsepower*	180 up to 8,000 ft.	165
Cylinders – Displacement	2 – 849 cc	2 – 849 cc
Bore – Stroke (mm)	82 – 80.4	82 – 80.4
Carburation	E-TEC direct injection with additional booster injectors	E-TEC direct injection with additional booster injectors
Fuel type – Octane	Premium unleaded – 91	Premium unleaded – 91
Fuel tank (L/US gal)	36/9.5	36/9.5
Oil tank capacity (L/qt)	3.4/3.6	3.4/3.6

POWERTRAIN	
Drive clutch	pDrive™ with clickers
Driven clutch	QRS Vent Plus
Drive sprocket pitch (mm/in.)	89/3.5

DRY WEIGHT		
Dry weight (lb)	449 (154 in.)	430 (154 in.)
	456 (165 in.)	437 (165 in.)
	462 (175 in.)	

DIMENSIONS		
Vehicle overall length (mm/in.)	3,188/125.5 (154 in.)	
	3,299/129.9 (165 in.)	
	3,454/136 (175 in.)	
Vehicle overall width (mm/in.)	1,024/40.3 (adjustable)	
Vehicle overall height (mm/in.)	1,306/51.4	
Ski stance (mm/in.)	864/34 (adjustable)	
Available tracks (in.)	PowderMax X-Light:	
(Length x width x profile)	154 x 16 x 3.0	
	165 x 16 x 3.0	
	175 x 16 x 3.0 (850 E-TEC Turbo R only)	

COLOR	
Timeless Black / Orange Crush (painted)	
Timeless Black (painted)	

SUSPENSION	
Front suspension	RAS 3
Front shock	KYB® 36 Plus with lightweight springs
Front suspension travel (mm/in.)	207/8.2
Rear suspension	tMotion XT with adjustable limiter strap
Center shock	KYB 36 Plus with lightweight spring
Rear shock	KYB Pro 36 EA-3
Rear suspension travel (mm/in.)	264/10.4

FEATURES	
Platform	REV Gen5
Headlights	Premium high-performance LED
Skis	Pilot DS 4
Seating	Deep-snow ultra compact
Handlebar	Tapered with J-hooks/Grab handle
Riser block height (mm/in.)	120/4.7
Starter	SHOT
Reverse	RER™
Brake system	Brembo® with adj. lever
Heated throttle lever/grips	Standard
Gauge type	4.5 in. digital
	10.25 in. touchscreen (opt.)
Windshield	Optional
Runner (in.) – Carbide (in.)	3/8 square – 4
Bumpers (front/rear)	Std/Std


2024 SUMMIT X WITH EXPERT PACKAGE

// FEATURE HIGHLIGHTS




1 REV Gen5 deep-snow platform

Lighter, narrower and more refined for improved technical riding and a next-level experience that's all about spending unforgettable days in the deep stuff.



2 Rotax 850 E-TEC Turbo R engine

The most powerful factory-built 2-stroke turbocharged engine in snowmobiling. Its instant response cranks out a full 180 hp up to 8,000 ft of elevation. The sophisticated design keeps weight down and integrates flawlessly with the REV Gen5 chassis for maximum agility. Factory installation ensures peace of mind and incredible reliability.




3 PowderMax X-Light with full-width rods

This lighter, redesigned track unique to the Expert package has a stiffer edge that complements the tMotion XT for more rigidity in the rear skid.



SUMMIT X WITH EXPERT PACKAGE
175 850 E-TEC TURBO R SHOWN



4 tMotion™ XT with rigid rear arm

In addition to 3 lb of weight savings and increased capacity, the tMotion XT dons a locked rear arm for more rigidity in technical maneuvers.



5 10.25 in. color touchscreen display with BRP Connect

A high-resolution infotainment system that puts an interactive, informative and customizable experience that's both seamless and simple right at your fingertips.



6 E-TEC SHOT starter

Push-button start with almost no added weight. Uses energy stored in the lightweight ultracapacitor to turn the magneto and with E-TEC technology, start the engine.

ski-doo

